













Contents

The Keyboard	4
Music Fundamentals	5
Keyboard and Notes	6
Correct Hand Position and Finger Numbers	6
C Major Five Finger Position	7
Finger Tune – Right Hand	7
Merrily We Roll Along	7
Finger Tune – Right Hand	8
Jingle Bells	8
Directional Reading	9
Stepping – Skipping – Repeating – Quarter Note  ; Half Note  ; 2/4 Time Signature	10
Primary Accent >	10
Dotted Half Note  ; 3/4 Time Signature	12
Whole Note  ; 4/4 Time Signature	14
Secondary Accent –	14
Quarter Rest  ; Slurs 	16
Harmonic and Melodic Intervals of the 2nds	17
f “Forte”; p “Piano”	17
Left Hand Accompaniment C Major	19
Lightly Row	19
Tie	20
On The Lake <i>by Glover</i>	20
Intervals of the 3rds	21
Anacrusis	22
Green Gravel – Phrase	22
C Major 1, V7 Chords	23
Folk Music	24
mf “Mezzo Forte”; mp “Mezzo Piano”	24
Lightly Row	24
German Folk Song	25
Intervals of the 4ths	26
Intervals of the 5ths	27
Right Hand Chord Practice	28
Melody (Left Hand) <i>by Glover</i>	28
Melody (Right Hand) <i>by Glover</i>	29
The Flat \flat	30
F Major Five Finger Position	30
Three F Major Studies	30
Interval Technic of the 6ths	32
Interval Technic of the 7ths	33
F Major 1, V7 Chords; Left Hand Chord Practice; Ritardando - Rit.	34
Melody And Chords <i>by Glover</i>	34
F Major Key Signature; Whole Measure Rest 	35
Ice Skaters <i>by Glover</i>	35
Interval Technic of the 8ths (Octave)	36
Right Hand Chord Practice	37
Shoo Fly	37
River Boat ; Staccato; > Accent Mark	38
G Major Five Finger Positions	39
Two G Major Studies	39
The Sharp \sharp	40
G Major 1, V7 Chords	40
Left Hand Chord Practice	40
G Major Key Signature	41
Go Tell Aunt Nancy ; The Natural \natural	41
Half Rest 	42
The Clock <i>by Glover</i>	42
Right Hand Chord Practice	43
Smooth Sailing <i>by Glover</i>	43
Eighth Note  Eighth Rest 	44
Pig In The Poke	45
Bass Staff Notes and Note Spelling	46
Finger Patterns, Left Hand	46

Treble Staff Notes and Note Spelling	47
Finger Patterns, Right Hand	47
Skip To My Lou	48
Accent Mark >	49
Big Chief Crazy Horse <i>by Glover</i>	49
Contrary Motion #1	50
Contrary Motion #2.	51
Pedals	52
The Arpeggio	52
Dim. "Diminuendo"  ; Cresc. "Crescendo" 	52
Arpeggio and Pedal Study	52
Pedal Studies	53
The Natural \natural ; 8va	54
An Old Fashioned Waltz <i>by Glover</i>	54
The Peacock <i>by Glover</i>	56
Some Folks	58
Dotted Half Note ♩ ; Dotted Quarter Note ♩ ; Da Capo Al Fine.	59
Two Moods (Merrily We Roll Along)	59
Technic (Hand Contraction)	60
Ode To Joy <i>by Beethoven</i>	62
Melody <i>Tschaikowsky</i>	63
Half Steps and Whole Steps	64
Major Scale	64
C (4/4 Time Signature) ; Repeat Sign	65
Scaling In C Major	65
The IV Chord	66
Primary Chords in The Key of C Major	67
Happy Times <i>by Glover</i>	67
G Major Scale – Key Signature F#	68
Scaling In G Major	68
Primary Chords in The Key of G Major ; Dal Segno Al Fine	69
Rise And Shine <i>by Glover</i>	69
F Major Scale – Key Signature Bb	70
Scaling In F Major	70
Primary Chord in The Key of F Major	71
Toy Bugle <i>by Glover</i>	71
Jingle Bells (Trio)	72
D Major Scale – Key Signature F# , C#	74
Scaling In D Major	74
Primary Chords in The Key of D Major	75
Wiener Schnitzel <i>by Glover</i>	75
6/8 Time Signature	76
Rhythm Studies	76
Looby Loo	77
Bb Major Scale – Key Signature Bb , Eb	78
Scaling In Bb Major	78
Primary Chords in The Key of Bb Major ; Fermata ♩	79
Old Song <i>by Glover</i>	79
Two Transposition Exercises	80
Musette <i>by Bach</i>	81
A Major Scale – Key Signature F# , C# , G#	82
Scaling In A Major	82
Primary Chords in The Key of A Major	83
The Ring Dance <i>by Glover</i>	83
Hanon	84
Eb Major Scale – Key Signature Bb , Eb , Ab	86
Scaling In Eb Major	86
Primary Chords in The Key of Eb Major	87
Wooden Shoes <i>by Glover</i>	87
Melody <i>by Mozart</i>	88
Peasant Dance <i>by Kabalevsky</i>	89
D Major Scale Study	90
A Major Scale Study	90
Transposition Dictionary of 15 Major keyboard charts and their I, IV, V7 Chords	91
Circle of Keys	95
Musical Dictionary	96

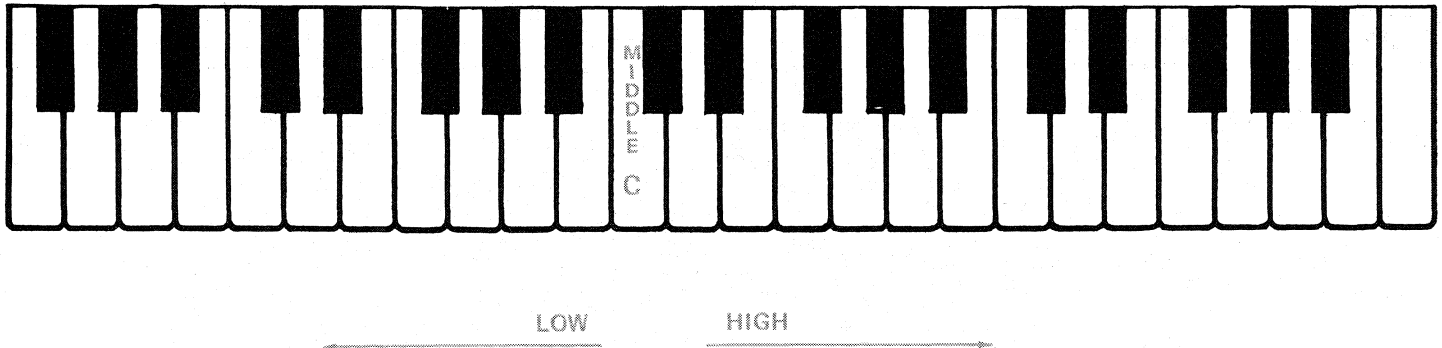
The Keyboard

The keyboard has black and white keys.

The black keys are divided into groups of twos and threes.

Beginning at the lowest part of your keyboard:

1. Locate and play together all two black groups.
2. Locate and play together all three black groups.



Did you hear the **LOW** and **HIGH** tones as you played?

LOW tones were *below* (to the left) Middle C.


HIGH tones were *above* (to the right) Middle C.

TEACHER: It is recommended that **Adult Piano Theory, Level I**, from the **DAVID CARR GLOVER PROGRAM** for **ADULT STUDENTS** be used at this time.

© 1970 (Renewed) BELWIN-MILLS PUBLISHING CORP.
 All Rights Administered by WARNER BROS. PUBLICATIONS U.S. INC.
 All Rights Reserved including Public Performance for Profit

Music Fundamentals

STAFF




The STAFF has 5 lines and 4 spaces.

BASS CLEF

or


F Clef



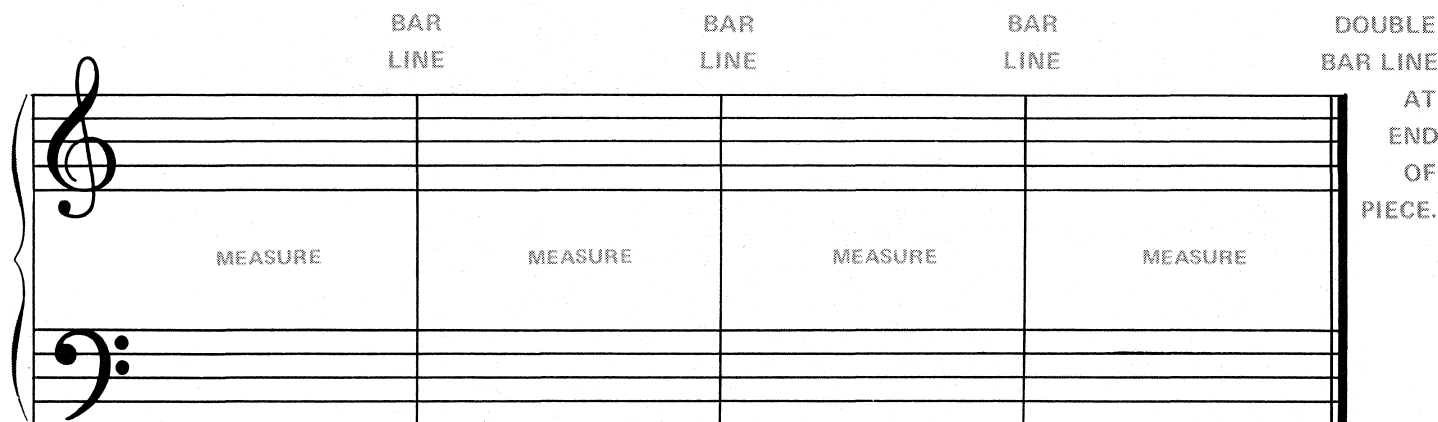
TREBLE CLEF

or

G Clef



GRAND STAFF



Notes are placed on the Grand Staff and tell us what keys to play.

Notes may be placed on lines  or in spaces 

Notes move UP — Notes move DOWN — Notes are REPEATED